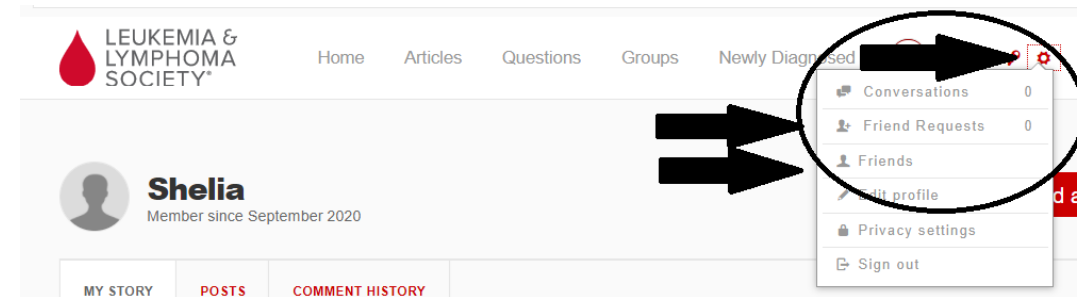
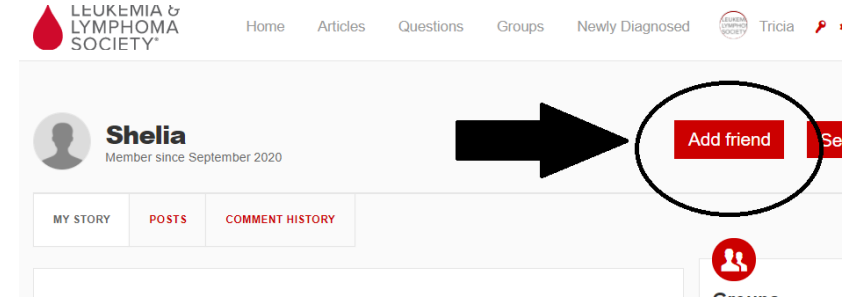


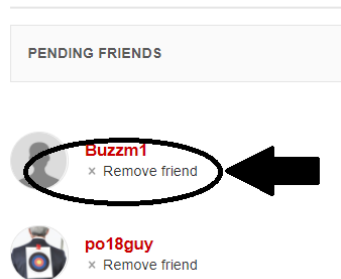
LLS Community Guide: Adding Friends

1. Click on the **Display name** of the LLS Community member with whom you would like to add as a friend.
2. On their profile page, click the red **“Add friend”** box under the tabs. Friend requests are sent to the LLS Community member who must agree to add you as friend.

You can view your friend requests or current friends by clicking on the **gear** next to your display name and clicking **Friend Requests** or **Friends** in gray.



All of your friends



To remove a friend, click the **gear** next to your display name, then click **Friends** and under each friend listed, you can click on **xRemove friend** and they will no longer be listed on the All of your friends page.